

Hydraulic Box Dumper Worksheet

Company _____ Contact _____ Phone _____

Date _____ Quote# _____ Model# _____ EVI Salesperson _____

Dumper Specifications

Standard Drum Sizes: 52"W x 48"L _____ 40"W x 36" L _____ Other _____

Dumper Capacity: 2000# _____ **Dumper Discharge Height:** 36" _____ 48" _____ 60" _____ 72" _____ 84" _____ 96" _____

Dumper Capacity: 4000# _____ **Dumper Discharge Height:** 36" _____ 48" _____ 60" _____ 72" _____

Dumper Capacity: 6000# _____ **Dumper Discharge Height:** 36" _____ 48" _____ 60" _____

Overhead Clearance _____ Other Obstructions _____

Dumper Finish: Powder Coat(std) _____ Std Industrial Enamel _____ Stainless Steel _____ Other _____

Standard Colors: EVI Safety Blue _____ Light Blue _____ Dark Blue _____ Profile Gray _____ Safety Yellow _____ Tan _____ Green _____

Dumper Drum Design:

Discharge Options: Product Guides? (to narrow discharge stream) to _____ " Wide

Discharge Chute: _____ " distance from dumper frame

Hold Down Options: Fixed/Custom? Please describe _____

Power/Controls

Voltage: 460 _____ 230 _____ 208 _____ 120 _____ 575 _____ 380 _____ **Phase:** Single _____ Three _____ **Hertz:** 50 _____ 60 _____

Controls: Hand Pendant _____ Mounted Panel with pushbuttons _____ Foot Pedal _____ Washdown controls _____

Auto Run Panel with Gated Enclosure _____ Full up limit switch _____

Options

Dumper Options: Stand Mounted _____ Gated Enclosure _____ Power Up/Down _____

Other Specifications _____

Material to be dumped

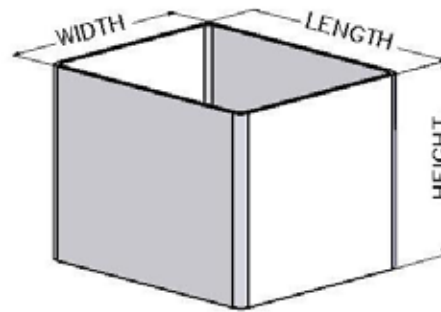
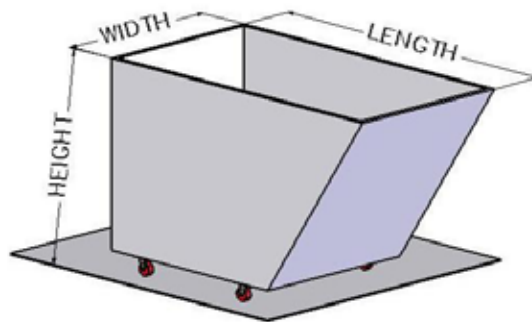
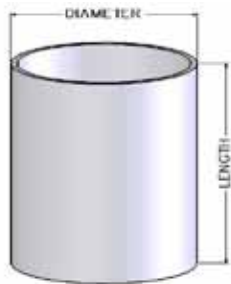
Please describe material to be dumped: _____

Method of loading dumper: Fork Truck _____ Pallet Jack _____ Rolled on _____ Other _____

Receiving Receptacle: Conveyor _____ Baler _____ Shredder _____ Container _____ Hopper _____ Table _____ Tray _____

Receptacle Opening: Length _____ Width _____ Height from floor _____

Please dimension all containers to be used with dumper:



Please indicate the **width** as the side of the container that enters the dumper **first**